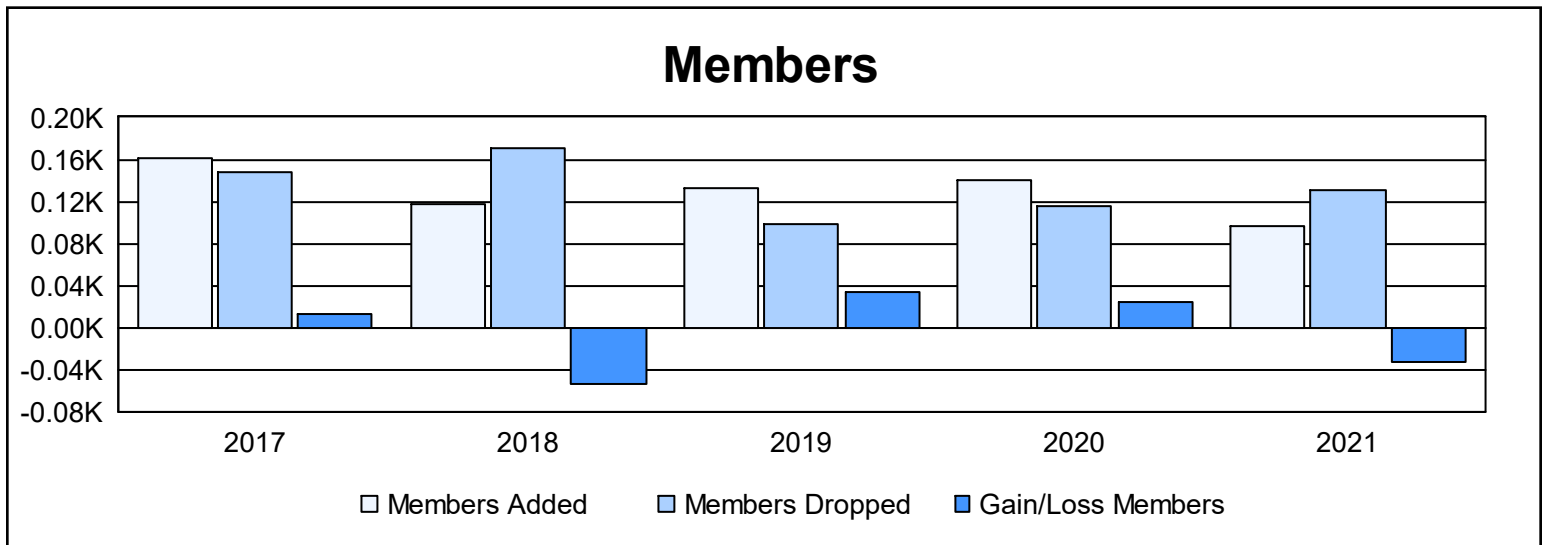
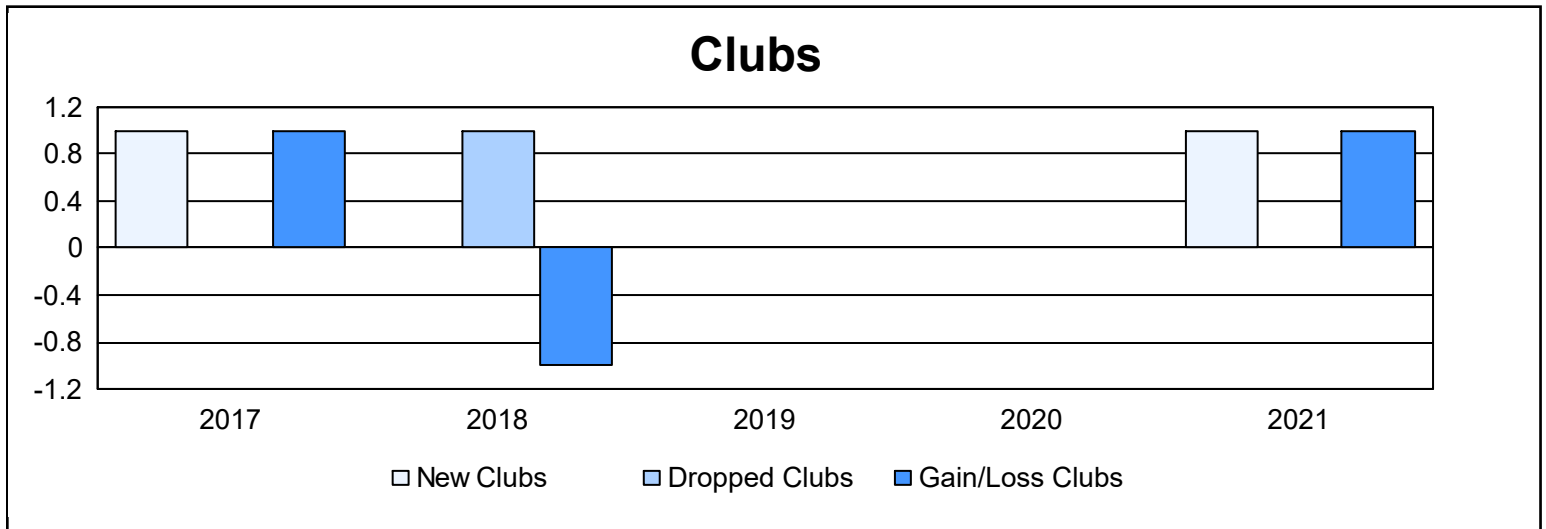
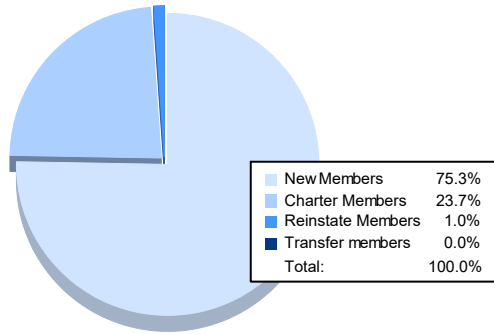


| Year | New Clubs | Dropped Clubs | Gain/ Loss Clubs | New Members | Charter Members | Reinstate Members | Transfer Members | Total Member Added | Total Members Dropped | Gain/ Loss Members |
|----------------|-----------|---------------|------------------|-------------|-----------------|-------------------|------------------|--------------------|-----------------------|--------------------|
| 2016-2017 | 1 | 0 | 1 | 124 | 30 | 1 | 6 | 161 | 148 | 13 |
| 2017-2018 | 0 | 1 | -1 | 104 | 0 | 2 | 12 | 118 | 171 | -53 |
| 2018-2019 | 0 | 0 | 0 | 126 | 0 | 1 | 5 | 132 | 99 | 33 |
| 2019-2020 | 0 | 0 | 0 | 124 | 3 | 4 | 9 | 140 | 115 | 25 |
| 2020-2021 | 1 | 0 | 1 | 73 | 23 | 1 | 0 | 97 | 130 | -33 |
| Average | 0 | 0 | 0 | 110 | 11 | 2 | 6 | 130 | 133 | -3 |



Membership Composition June 2021 Cumulative



Gender Composition June 2021 Cumulative

